




CAMBRIDGE  
UNIVERSITY PRESS



CAMBRIDGE ENGLISH  
Language Assessment  
Part of the University of Cambridge

Cambridge English



# starters

AUTHENTIC  
EXAMINATION  
PAPERS

1



STUDENT'S BOOK



For revised exam from 2018



**CAMBRIDGE**  
UNIVERSITY PRESS



**CAMBRIDGE ENGLISH**  
Language Assessment  
Part of the University of Cambridge

**Cambridge English**



# starters

**AUTHENTIC  
EXAMINATION  
PAPERS**

**1**

**STUDENT'S BOOK**

**Cambridge University Press**  
www.cambridge.org/elt

**Cambridge English Language Assessment**  
www.cambridgeenglish.org

Information on this title: [www.cambridge.org/9781316635896](http://www.cambridge.org/9781316635896)

© Cambridge University Press and UCLES 2017

This publication is in copyright. Subject to statutory exception and to the provisions of relevant collective licensing agreements, no reproduction of any part may take place without the written permission of Cambridge University Press.

First published 2017

20 19 18 17 16 15 14 13 12 11 10 9 8 7 6 5 4 3 2 1

Printed in Dubai by Oriental Press

*A catalogue record for this publication is available from the British Library*

ISBN 978-1-316-63589-6 Student's Book  
ISBN 978-1-316-63593-3 Answer Booklet  
ISBN 978-1-316-63597-1 Audio CD

The publishers have no responsibility for the persistence or accuracy of URLs for external or third-party internet websites referred to in this publication, and do not guarantee that any content on such websites is, or will remain, accurate or appropriate. Information regarding prices, travel timetables, and other factual information given in this work is correct at the time of first printing but the publishers do not guarantee the accuracy of such information thereafter.

Cover illustration: (T) IvanNikulin/iStock/Getty Images Plus; (B) adekvat/iStock/Getty Images Plus



# Contents

## Test 1

Listening	5
Reading and Writing	11

## Test 2

Listening	19
Reading and Writing	25

## Test 3

Listening	33
Reading and Writing	39

## Speaking Tests

Test 1	47
Test 2	51
Test 3	55

# Test 1

## Listening

### Part 1

– 5 questions –

Listen and draw lines. There is one example.

Mark

Eva

Dan

Alice



Grace

Nick

Alex



## Part 2

– 5 questions –

Read the question. Listen and write a name or a number.  
There are two examples.



### Examples

What is the boy's name?

.....Tom.....

How old is he?

.....11.....

**Questions**

- 1 What is Tom's friend's name? .....
- 2 How old is Tom's friend? .....
- 3 How many brothers has Tom's friend got? .....
- 4 How many children are in Tom's class? .....
- 5 What is the name of Tom's teacher? Mrs .....

## Part 3

– 5 questions –

Listen and tick (✓) the box. There is one example.

Which is Kim's bag?



A ☒



B ☐



C ☐

1 What is Anna taking to school?



A ☐




B ☐



C ☐

2 Which is Bill's dad?



A ☐



B ☐



C ☐



3 What would Sam like to do?



A ☐



B ☐



C ☐

4 Which is Jill's bedroom?



A ☐



B ☐



C ☐

5 Which is Nick's brother?



A ☐



B ☐



C ☐

## Part 4

– 5 questions –

Listen and colour. There is one example.





# Test 1

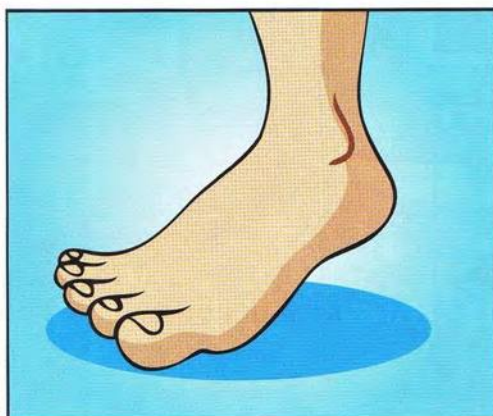
## Reading and Writing

### Part 1


– 5 questions –

Look and read. Put a tick (✓) or a cross (X) in the box.  
There are two examples.

#### Examples



This is a foot.




These are pianos.



#### Questions

1




This is a train.





2



These are sausages.

☐


3



These are skirts.

☐


4



This is a lamp.

☐

5




This is a watch.

☐

## Part 2

– 5 questions –

Look and read. Write **yes** or **no**.



### Examples

A young child is waving.

.....yes.....

The woman's bag is in her hand.

.....no.....

### Questions

1 Two people are wearing red shorts.

.....

2 The door of the house is closed.

.....

3 The dog has brown ears.

.....

4 The girl in a blue jacket is talking.

.....

5 The man with black hair is driving.

.....



## Part 3


– 5 questions –

Look at the pictures. Look at the letters. Write the words.

Example




l i m e

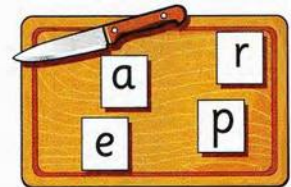


Questions

1



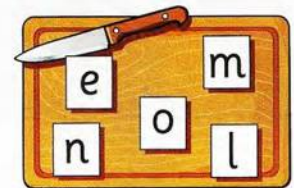
\_\_\_\_\_



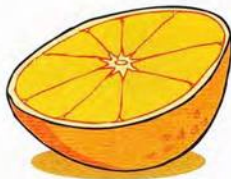
2



\_\_\_\_\_



3



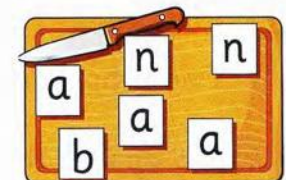
\_\_\_\_\_




4



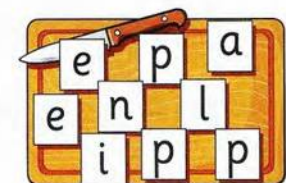
\_\_\_\_\_



5



\_\_\_\_\_





## Part 4

– 5 questions –

Read this. Choose a word from the box. Write the correct word next to numbers 1–5. There is one example.

### A chair




Chairs have four ....*legs*.... . In Mark's flat there are chairs next to the table in the (1) ..... . Mark's family sit and eat their (2) ..... there. There's a chair in Mark's bedroom too. Mark sits on his chair and reads his (3) ..... , listens to his radio or plays on his (4) ..... . There's a big red and blue (5) ..... on the floor under his chair.

#### Example



legs



dinner



tablet



book



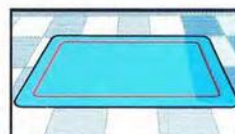
arm



kitchen



motorbike



rug

## Part 5

– 5 questions –

Look at the pictures and read the questions. Write one-word answers.



### Examples

Which animal is drinking?

the .....hippo.....

What are the children doing?


.....painting.....

### Questions

1 Who is wearing a hat?

the .....





2 How many animals are drinking now? .....

3 What is jumping from the tree? a .....



4 Which child is not happy? the .....

5 What is the boy doing? smiling and .....



## Test 2

### Listening

#### Part 1

– 5 questions –


Listen and draw lines. There is one example.

Mark

Jill

Pat

Alice



Tom

Grace

Hugo



## Part 2

– 5 questions –

Read the question. Listen and write a name or a number.  
There are two examples.



### Examples

What is the name of May's toy monster?

.....Pink.....

How old is the monster?

.....2.....

**Questions**

1 What number is Pink's bus? .....

2 What is the name of Pink's school? ..... School

3 How many legs has Pink got? .....

4 What is the name of the chicken? .....

5 How many eggs has the chicken got? .....




## Part 3

– 5 questions –

Listen and tick (✓) the box. There is one example.

What is Bill wearing?



A ☒




B ☐




C ☐

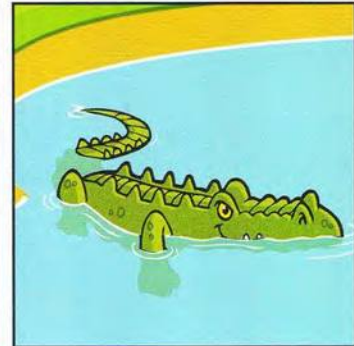
1 What is Pat's favourite animal?



A ☐



B ☐



C ☐

2 What is Anna's grandmother doing?



A ☐




B ☐



C ☐

3 What can the baby do?



A ☐




B ☐




C ☐

4 What does Sam want?



A ☐



B ☐



C ☐

5 Where is the computer?



A ☐



B ☐




C ☐



## Part 4

– 5 questions –

Listen and colour. There is one example.



## Test 2

### Reading and Writing

#### Part 1

– 5 questions –

Look and read. Put a tick (✓) or a cross (X) in the box.  
There are two examples.

#### Examples



These are hands.



This is a radio.



#### Questions

1




This is a handbag.






2



This is a lamp.

☐


3



These are polar bears.

☐

4



This is a robot.

☐

5



This is a motorbike.

☐

## Part 2

– 5 questions –

Look and read. Write **yes** or **no**.



### Examples

There is a mirror on the wall.

..... yes

The baby is having a bath.

..... no

### Questions

1 Some clothes are on the chair.

.....

2 The boy has got brown hair.

.....

3 There are three boats in the water.

.....

4 There is a rug on the floor.

.....

5 The girl is wearing green socks.

.....



## Part 3

– 5 questions –

Look at the pictures. Look at the letters. Write the words.

Example



pear



Questions


1



-----



2



-----



3



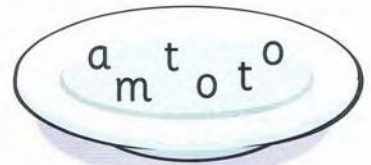
-----



4



-----



5



-----



## Part 4

– 5 questions –

Read this. Choose a word from the box. Write the correct word next to numbers 1–5. There is one example.

### A living room



You find a living room in a house or flat. Ben's living room has a door and two windows. His living room is between the dining room and the (1) ..... Ben's family watches (2) ..... in the living room. Ben and his sister sit on the (3) ..... and play games there. Ben's mum plays a (4) ..... in the living room. There are (5) ..... of the family on the wall.


#### Example



house



piano



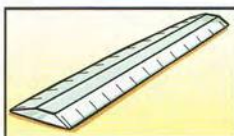
kiwi



kitchen



television



ruler



pictures



sofa



## Part 5

– 5 questions –

Look at the pictures and read the questions. Write one-word answers.



### Examples

Where are the children and their father? in the .....garden.....

What are the two brothers playing? .....football.....


### Questions

1 Where is the ball? on the .....



2 What is the ball hitting now? .....

3 What is the bird doing? .....



4 Where is the cat? in the .....

5 What are the boys playing with now? a .....



# Test 3

## Listening

### Part 1

– 5 questions –


Listen and draw lines. There is one example.

Matt

Tom

Hugo

Lucy



Sue


Jill

Alex

## Part 2

– 5 questions –

Read the question. Listen and write a name or a number.  
There are two examples.



### Examples

What is the boy's name?

..... Bill .....

How many arms has the monster got?

..... 6 .....



## Questions

1 What is the monster's name? .....

2 How many drawings of monsters  
has Bill got? .....

3 What is Bill's teacher's name? Mrs .....

4 How many boys are in Bill's class? .....

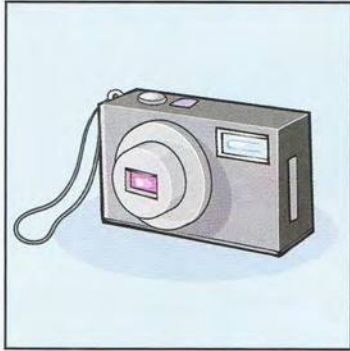
5 Which school does Bill go to? ..... School

## Part 3

– 5 questions –

Listen and tick (✓) the box. There is one example.

What does Kim want?



A ☐

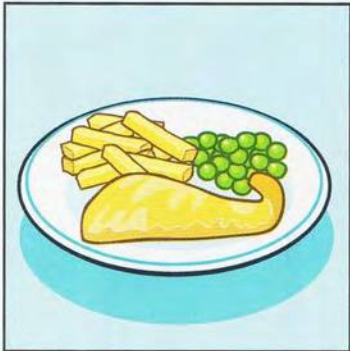


B ☒




C ☐


1 What can Tom have for dinner?



A ☐



B ☐



C ☐

2 Where is Anna?



A ☐




B ☐



C ☐




3 Which is May's mouse?



A ☐



B ☐

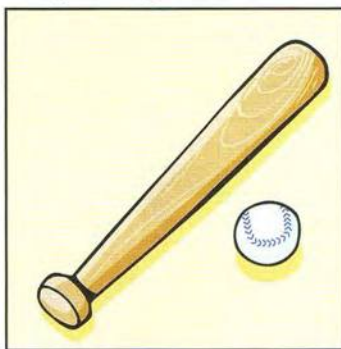


C ☐

4 Which sport is Ben doing today?



A ☐




B ☐



C ☐


5 What is Alex doing now?



A ☐



B ☐




C ☐

## Part 4

– 5 questions –

Listen and colour. There is one example.





# Test 3


## Reading and Writing

### Part 1

– 5 questions –

Look and read. Put a tick (✓) or a cross (X) in the box.  
There are two examples.

#### Examples



These are shoes.



This is a keyboard.



#### Questions


1



This is a kite.




2



These are crayons.

☐


3



This is a lemon.

☐


4



This is a spider.

☐

5



These are ships.

☐



## Part 2

– 5 questions –

Look and read. Write **yes** or **no**.



### Examples

The boy and girl are waving.

..... yes .....

Some birds are sitting in a tree.

..... no .....

### Questions

1 The man with black hair is taking a photo. ....

2 The door of the house is open. ....

3 A baby is playing with his toys. ....

4 The woman in the garden is wearing a red dress. ....


5 The brown horse has a white tail. ....

# Part 3

– 5 questions –

Look at the pictures. Look at the letters. Write the words.

Example



b a t h



Questions

1



\_\_\_\_\_



2



\_\_\_\_\_



3



\_\_\_\_\_



4



\_\_\_\_\_



5



\_\_\_\_\_





## Part 4

– 5 questions –

Read this. Choose a word from the box. Write the correct word next to numbers 1–5. There is one example.

### A beach




Beaches are next to the .....*sea*..... . People like going to the beach. They wear **(1)** ..... on their heads. Some people go to sleep and some sit and read **(2)** ..... there. Children run on the **(3)** ..... or play **(4)** ..... with their friends. **(5)** ..... live in the water and children like catching them. You can find beautiful shells on beaches too.


#### Example



sea




pencil



fish



books



hippo



hats



football



sand

## Part 5

– 5 questions –

Look at the pictures and read the questions. Write one-word answers.



### Examples

What is the boy bouncing? a ..... ball

How many people are sitting at the table? ..... two

### Questions

1 What is the girl holding? a .....





2 Where is the dad putting the cake? on the .....

3 Who is throwing the ball? the .....



4 Where is the ball now? on the .....


5 Who has got cake on his face? .....



# Test 1



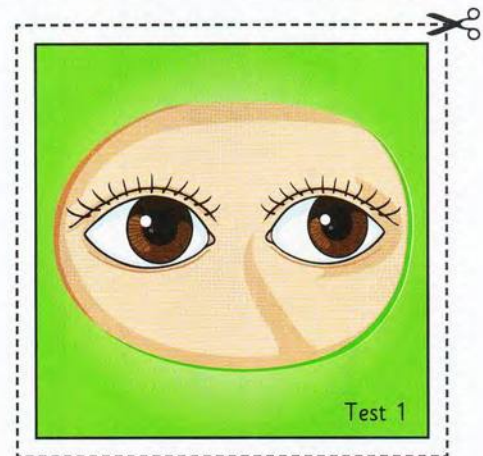

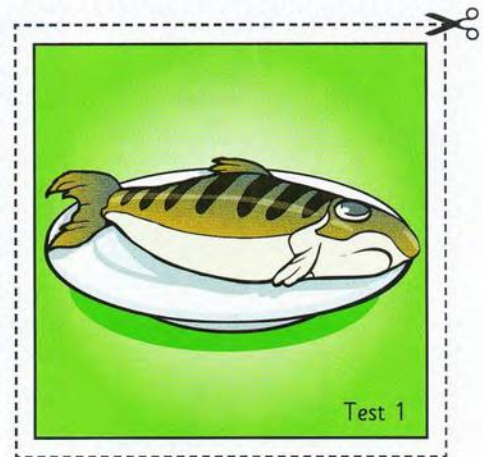
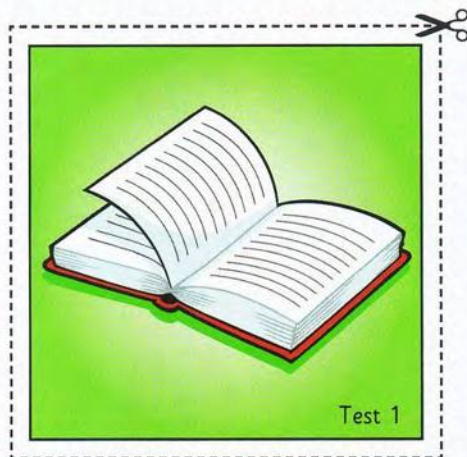
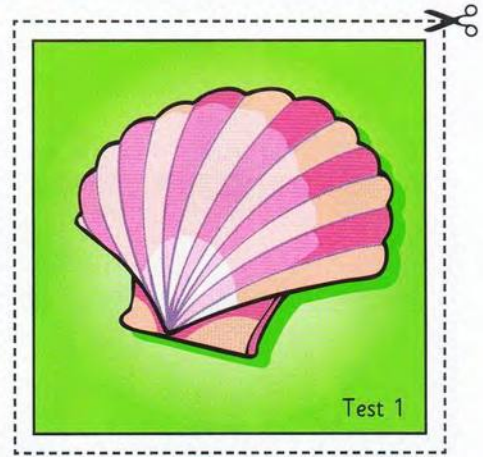
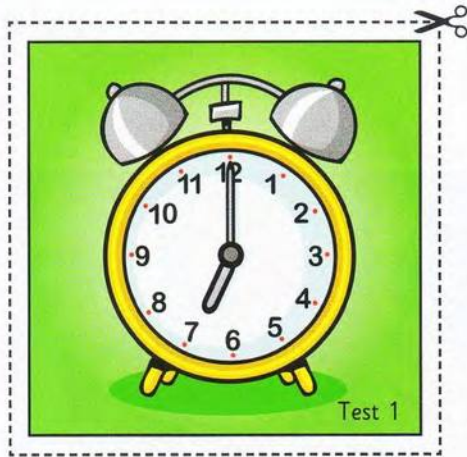
## Speaking

SCENE PICTURE





## OBJECT CARDS





## Test 2

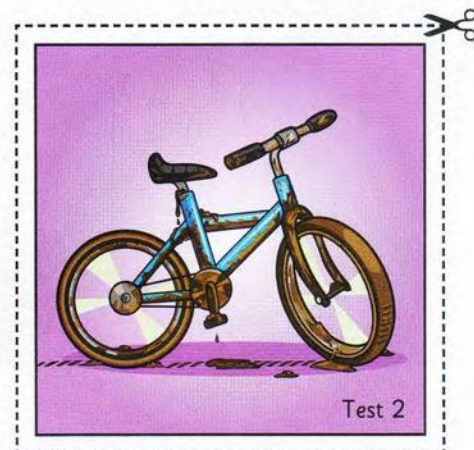
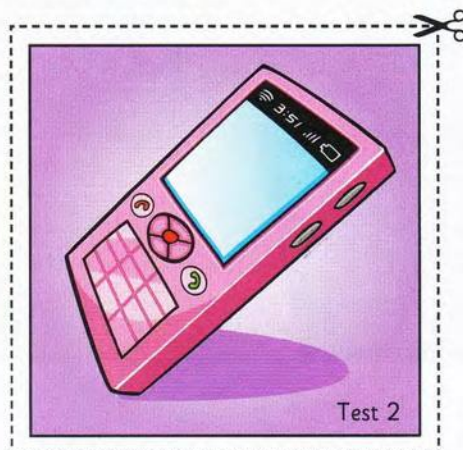

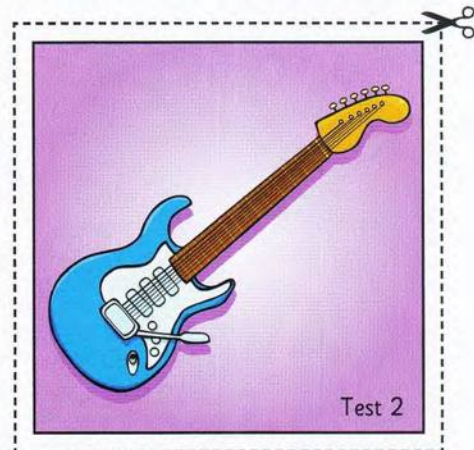

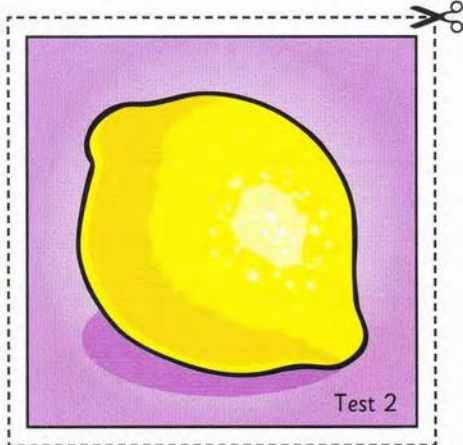
### Speaking

SCENE PICTURE





## OBJECT CARDS





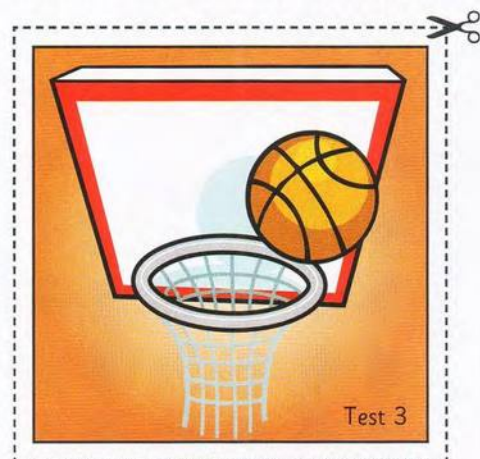

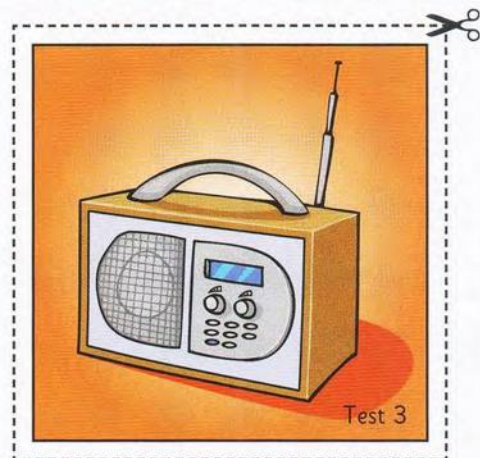


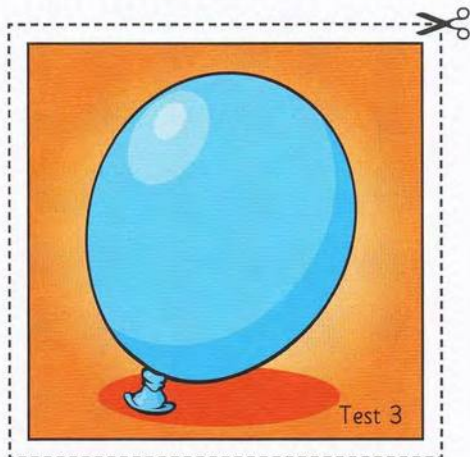
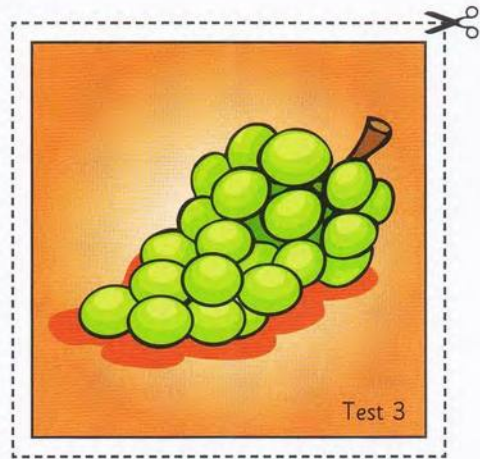
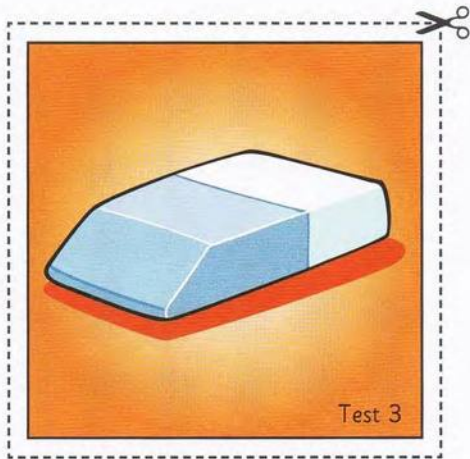
## Speaking

## SCENE PICTURE





## OBJECT CARDS





# Starters

## AUTHENTIC EXAMINATION PAPERS 1

Authentic examination papers for learners preparing for the revised exam from 2018.

This collection of examination papers for *Cambridge English: Starters (YLE Starters)* provides ideal exam practice. It contains three full-colour test papers which contain engaging activities and attractive illustrations to motivate young learners. These papers also provide an excellent opportunity for children, parents and teachers alike to familiarise themselves with the format of the revised test.


CEFR	Cambridge English Scale	Cambridge English Exam
A2	120-139	Cambridge English: Flyers (YLE Flyers)
A1	100-119	Cambridge English: Movers (YLE Movers)
	80-99	Cambridge English: Starters (YLE Starters)



An Audio CD (which contains the listening sections of the tests) and an Answer Booklet are also available separately.



ISBN 978 1 316 63191 1



ISBN 978 1 316 61702 1

ISBN 978-1-316-63589-6



9 781316 635896 >